



Pacific Shores Center, Redwood City, CA



[WORK. LIFE. NATURE.]

**Cassidy
Turley** Commercial
Real Estate Services

Mike Moran
650 347 3700
mmoran@ctbt.com
Lic# 00901003

Ben Paul
650 347 3700
bpaul@ctbt.com
Lic# 01210872

Mike Connor
650 852 1200
mconnor@ctbt.com
Lic# 00815242




Pacific Shores Center, Redwood City, CA



FEATURES

- On-Site Amenities
- Maximum flexibility through multiple square footage configurations
- Adjacent to 135 acres of restored wetlands with a 3-mile nature walk
- Excellent freeway access to Hwy 101 with close proximity to Hwy 92
- Centrally located between San Jose and San Francisco International Airports
- Abundant parking located adjacent to each building
- Functional floor plate design, divisible to 3,000 sf
- Monument signage available
- Shuttle service to Park from CalTrans/BART





Pacific Shores Center, Redwood City, CA



- | | | | |
|--|--|-----------------------------------|--------------------------------------|
| A 1500 Seaport Boulevard 164,732 SF | F 1700 Seaport Boulevard 127,342 SF | K Baseball Field | P Central Plaza |
| B 1400 Seaport Boulevard 283,015 SF | G 1800 Seaport Boulevard 119,730 SF | L Softball Field | Q 3 mile Bike/Pedestrian Path |
| C 1300 Seaport Boulevard 164,732 SF | H 1900 Seaport Boulevard 141,180 SF | M Fitness Center | R Game room, Grab & Go Cafe |
| D 1200 Seaport Boulevard 98,022 SF | I 2000 Seaport Boulevard 141,180 SF | N Amphitheater | |
| E 1600 Seaport Boulevard 283,015 SF | J 2100 Seaport Boulevard 149,125 SF | O Outdoor Basketball Court | |



Pacific Shores Center, Redwood City, CA



AVAILABILITY

1300 Seaport Blvd.

AVAILABLE	SIZE	NOTES
3rd Floor	±34,205 SF	Full Floor

1600 Seaport Blvd.

AVAILABLE	SIZE	NOTES
Suite 150	±3,778	Plug & Play
Suite 400 North	±23,245 SF	Plug & Play Full floor available
Suite 400 South	±36,523 SF	Full floor available ±59,768 SF

1700 Seaport Blvd.

AVAILABLE	SIZE	NOTES
Suite 100	±5,420 SF	Plug & Play
Suite 210	±9,057 SF	Available 1/1/2012

1900 Seaport Blvd.

AVAILABLE	SIZE	NOTES
1st Floor	±31,721 SF	
2nd Floor	±35,260 SF	
3rd Floor	±37,449 SF	
4th Floor	±36,750 SF	
Total Building	±141,180 SF	






Pacific Shores Center, Redwood City, CA



CENTRALIZED AMENITIES

- 38,000 SF Fitness Center including:
 - Indoor/Outdoor Basketball Court
 - Outdoor Sand Volleyball Court
 - Bocce Ball
 - Junior Olympic Swimming pool and outdoor spa
 - 7,500 SF fitness floor
 - 25 foot rock climbing wall
 - Aerobic Classes
 - Day Spa
 - Steam Rooms
- Regulation softball & baseball fields
- Café with outdoor seating catered by Gukenheimer - Grill, Salad Bar, Pizza Oven and Rotating Menu
- On-site management office
- 3-mile nature walk along adjacent wetlands





Pacific Shores Center, Redwood City, CA



AMENITIES

Pacific Shores Center is located in close proximity to the following amenities:

RESTAURANTS	
Loeber Snack	Applebee's
Bella Prime Rib Steakhouse	Old Spaghetti Factory
Water Front Restaurants	Donatos
The Driving Pelican Cafe	Heimerhaus Deli
Starbucks	Milagros
Erik's Delicafé	Denny's
Sizzler*	Rickshaw Chinese Restaurant
King ChopStix	Mar y Tierra Mexican Food
Carl's Jr.	Quizno's
Baker's Square	Mi Hacienda Taqueria
Straw Hat Pizza	Angelica's bistro

HOTELS	
Comfort Inn	Holiday Inn Express
Pacific Euro Hotels	Best Western
Homestead Studio Suites	

RETAIL	
Long's Drugs	Smart & Final
Costco	Office Max
Radio Shack	Big Lots
Kmart	Mervyn's
Toy's R Us	Babies R Us
Big 5	TJ Maxx

BANKS	
Wells Fargo Bank	Bank of America
Bay Area Bank	Fireside Bank
Washington Mutual	San Mateo Credit Union
CitiBank	First Republic

MISCELLANEOUS	
Near San Mateo County Government Center	
Kaiser Foundation Hospital	
Near DMV	
Century Theaters 23	





Pacific Shores Center, Redwood City, CA

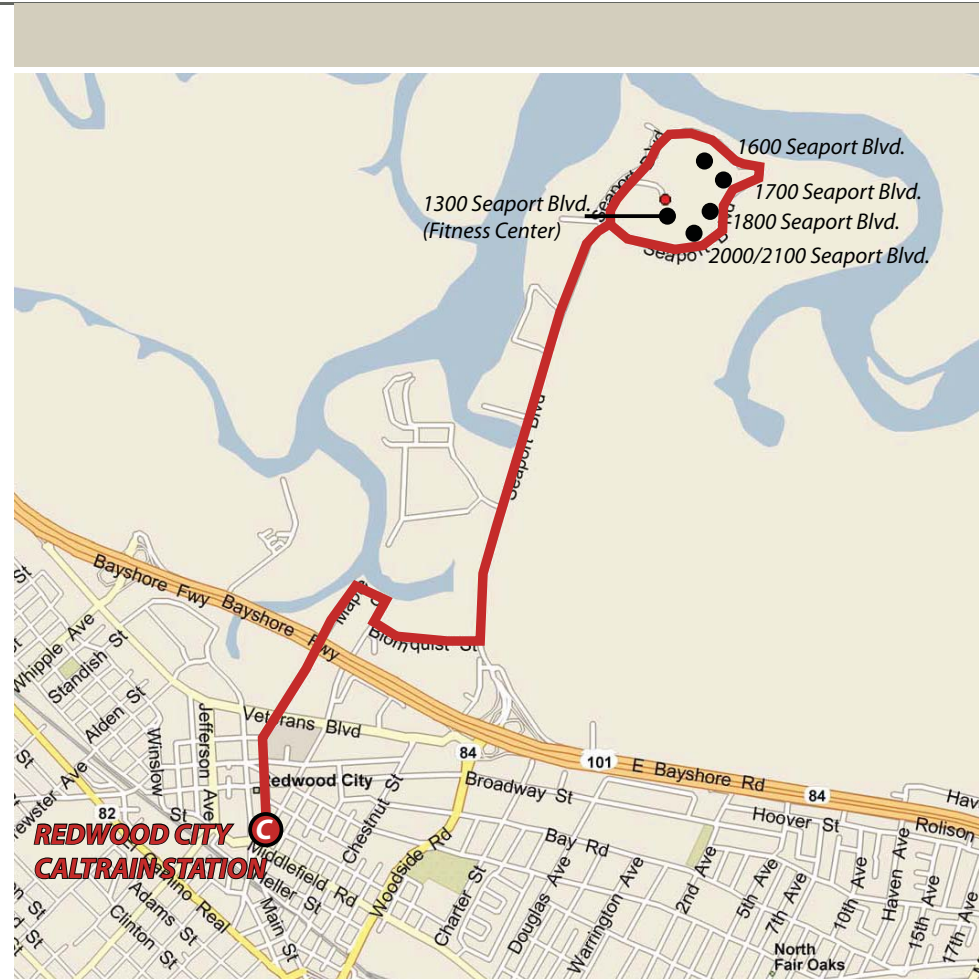


TRANSPORTATION

Located right off Highway 101, **Pacific Shores Center** provides easy access to commuters from San Francisco, the Peninsula, the South Bay, and the East Bay. Restaurants, retailers, hotels, and much more are also readily available. For those commuters who use public transportation, Pacific Shores Center is serviced by SamTrans, which connects the project with CalTrain and downtown San Mateo. Dedicated on/off ramps from Highway 101 allow quick and easy access to and from the San Francisco Peninsula's main freeway artery.

CALTRAIN CONNECTOR - PACIFIC SHORES CENTER SHUTTLE

Caltrain Arrives Redwood City Station		Employer Service		Caltrain Departs Redwood City Station	
Southbound	Northbound	First Pacific Shores Stop	Last Pacific Shores Stop		
6:49 am	6:51 am	7:17 am	7:21 am		
7:30 am	7:30 am	7:53 am	7:57 am		
8:30 am	8:30 am	8:53 am	8:57 am		
9:18 am	9:19 am	9:43 am	9:47 am		
9:55 am	9:55 am	10:27 am	10:31 am		
10:55 am	10:55 am	11:14 am	11:18 am	Northbound	Southbound
		3:45 pm	3:49 pm	4:25 pm	4:17 pm
		4:55 pm	5:00 pm	5:25 pm	5:22 pm
		5:55 pm	6:00 pm	6:25 pm	6:22 pm
		6:50 pm	6:55 pm	7:19 pm	7:22 pm
		7:25 pm	7:30 pm	8:49 pm	8:08 pm





Pacific Shores Center, Redwood City, CA



CONTACT US

Mike Moran
650 347 3700
mmoran@ctbt.com


Ben Paul
650 347 3700
bpaul@ctbt.com

Mike Connor
650 852 1200
mconnor@ctbt.com

Cassidy Turley – Burlingame
1350 Bayshore Highway, Suite 900
Burlingame, CA 94010

Cassidy Turley – Palo Alto
1950 University Ave, Suite 220
East Palo Alto, California 94303

Cassidy Turley Northern California
www.ctbt.com



**Cassidy
Turley** / Commercial
Real Estate Services

Mike Moran
650 347 3700
mmoran@ctbt.com
Lic# 00901003

Ben Paul
650 347 3700
bpaul@ctbt.com
Lic# 01210872

Mike Connor
650 852 1200
mconnor@ctbt.com
Lic# 00815242